



**thin
electric
acoustic
series**

B. B. King

Gibson 

Thin Electric Acoustics

Gibson introduced a whole new guitar concept in the 50's, the thin electric acoustic guitar. This concept combined the best features of two other popular Gibson designs—the arched, hollow body electric guitar, which is a favorite among jazz musicians, and the solid body guitar, a favorite among rock musicians. As a result, Gibson's thin line is extremely popular with just about every contemporary music style—soft jazz, hard rock, even funky rhythm & blues.

The arched, hollow body projects a mellow, acoustic tone. And the extra thin design makes it sound firm. Gibson also incorporates a solid centerpiece (not in the ES-325) that delivers the sustain and treble response you'd expect from a solid body guitar.

In 1958 Gibson introduced the first stereo guitar. The ES-355TD-SV and the ES-345TD give the musician *and* audience a new sound dimension. In 1959 Gibson introduced another revolutionary feature, the Vari-Tone Switch. With six distinctively different tone settings, this control gives the thin electric acoustic guitar even more versatility.

VARI-TONE SWITCH AND CONTROLS—The six-position Vari-Tone switch, plus separate volume and tone controls, give the artist a wide variety of sounds to choose from.



TAILPIECE AND VIBROLA—The ES-355TD-SV's tailpiece is highlighted with a beautifully engraved, gold plated cover. And the vibrola lets you "stretch" your notes into a whole new sound dimension.



DOUBLE CUTAWAY AND THIN BODY—The double cutaways and thin bodies of Gibson's ES series guitars make these instruments comfortable to hold and play. It's easy to get at the highest notes, even for artists who like to grip the whole neck.



BODY BINDING—Gibson highlights the bodies of many of its guitars with intricate binding with alternating black and white layers. It's one of the many fine points that add up to a beautiful instrument.

BODY SPECIFICATIONS

Arched maple top ■ Arched maple back with matching maple rims ■ Double Venetian cutaway offering access to complete playing register ■ Top and back bound in multiple black/white binding ■ Bound "f" holes ■ Adjustable, tune-o-matic bridge ■ Exquisite gold plated tailpiece with vibrola arm ■ Deluxe bound fingerrest ■ Two gold plated Gibson Humbucking pickups with individual volume and tone controls ■ 3-position toggle switch for pickup selection (individual or both pickups simultaneously) ■ 6-position Vari-Tone control for additional tonal capabilities ■ Available in new "Cherry Wine" or Walnut finish ■ Body size: Length 19", width 16", depth 1 3/4"

NECK SPECIFICATIONS

Laminated maple construction
■ Width at fingerboard nut 1 11/16"
■ Ebony fingerboard with pearl block inlays ■ Bound peghead and fingerboard with side dots
■ Pearl inlaid head veneer
■ Deluxe gold plated machine heads
■ Gibson truss rod with custom truss rod cover ■ 22 frets ■ 24 3/4" scale length

ES-355TD-SV

Cherry Wine finish


ES-355TD-SVW

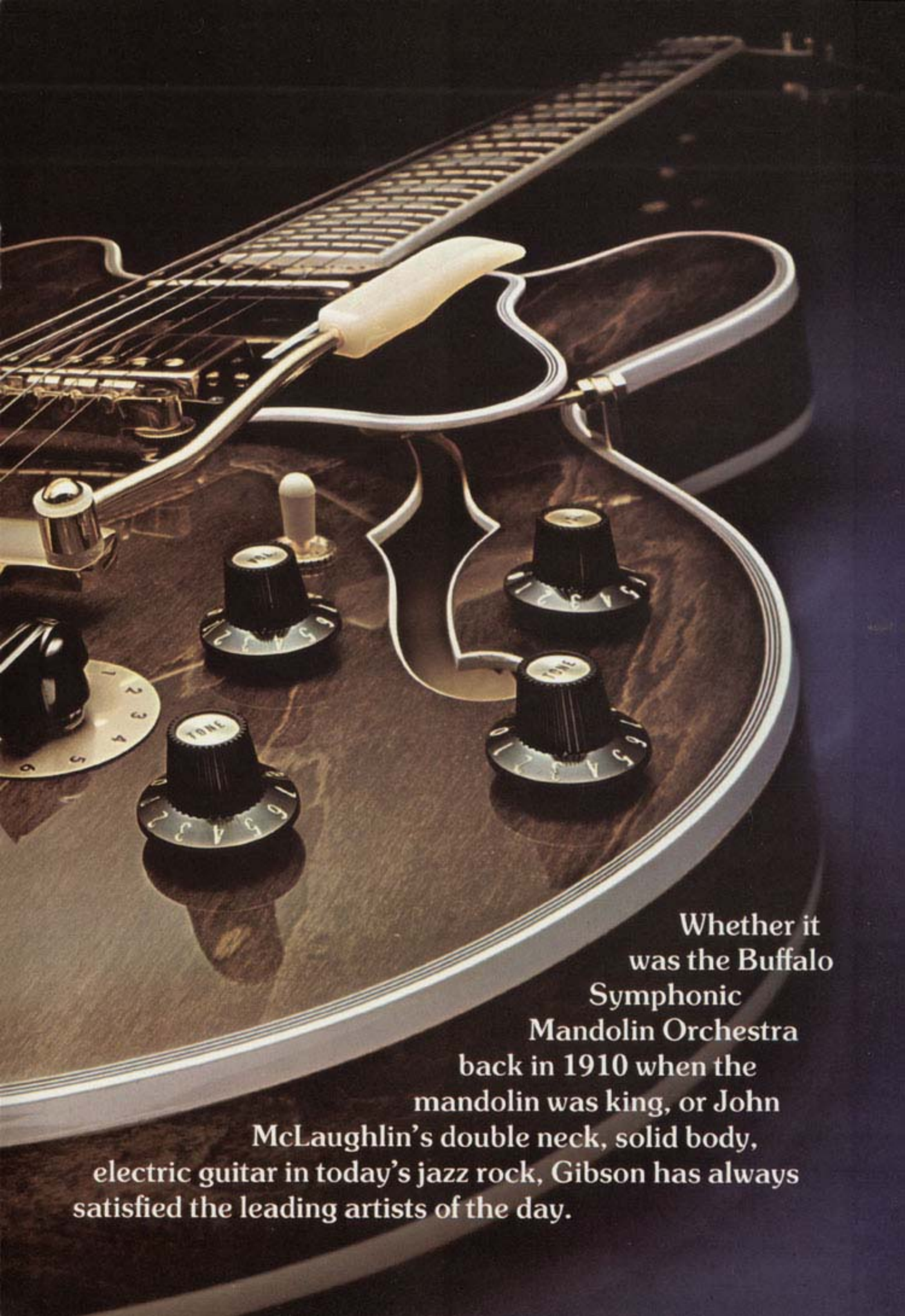
Walnut finish

519

Faultless
plush lined
case

ES-355TD-SV





Whether it
was the Buffalo
Symphonic
Mandolin Orchestra
back in 1910 when the
mandolin was king, or John
McLaughlin's double neck, solid body,
electric guitar in today's jazz rock, Gibson has always
satisfied the leading artists of the day.

BODY SPECIFICATIONS

Arched maple top ■ Arched maple back with matching maple rims ■ Double Venetian cutaway offering access to complete playing register ■ Top and back bound in multiple black/white binding ■ Adjustable, tune-o-matic bridge ■ Gold plated bail tailpiece ■ Attractive fingerrest ■ Two gold plated Gibson Humbucking pickups with individual volume and tone controls ■ 3-position toggle switch for pickup selection (individual or both pickups simultaneously) ■ Stereo electronics ■ Available in Gibson Sunburst, new "Cherry Wine" or Walnut finish ■ Body size: Length 19", width 16", depth 1 3/4"

NECK SPECIFICATIONS

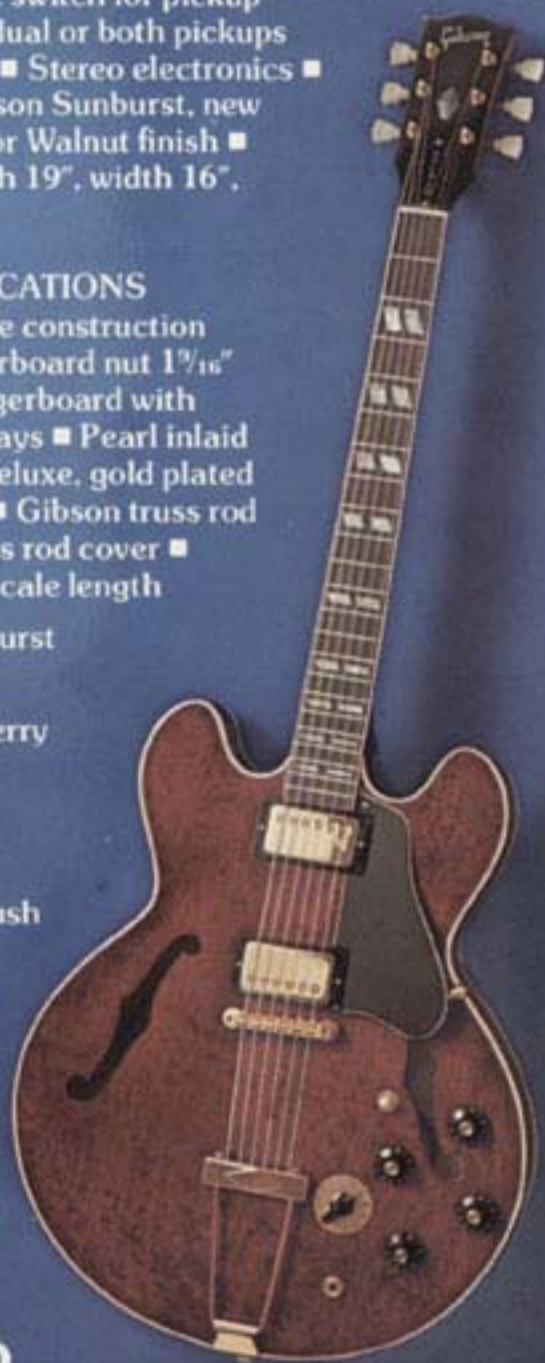
Laminated maple construction ■ Width at fingerboard nut 1 7/16" ■ Rosewood fingerboard with divided block inlays ■ Pearl inlaid head veneer ■ Deluxe, gold plated machine heads ■ Gibson truss rod with custom truss rod cover ■ 22 frets ■ 24 3/4" scale length

ES-345TD Sunburst finish

ES-345TDC Cherry Wine finish

ES-345TDW Walnut finish

519 Faultless plush lined case



ES-345TD

BODY SPECIFICATIONS

Arched maple top ■ Arched maple back with matching maple rims ■ Double Venetian cutaway offering access to complete playing register ■ Top and back bound in multiple black/white binding ■ Adjustable, tune-o-matic bridge with bail tailpiece ■ Chrome plated parts ■ Black fingerrest with white revealed edge ■ Two chrome plated Humbucking pickups with individual volume controls ■ 3-position toggle switch for pickup selection (individual or both pickups simultaneously) ■ Available in "Cherry Wine," Sunburst or Walnut finish ■ Body size: Length 19", width 16", depth 1 3/4"

NECK SPECIFICATIONS

Laminated maple construction ■ Width at fingerboard nut 1 9/16" ■ Rosewood fingerboard with block inlays ■ Bound fingerboard with fingerboard side dots ■ Pearl inlaid head veneer ■ Chrome plated, individual machine heads ■ Gibson truss rod with custom truss rod cover ■ 22 frets ■ 24 3/4" scale length

ES-335TD Sunburst finish

ES-335TDC Cherry Wine finish

ES-335TDW Walnut finish

519 Faultless plush lined case



ES-335TD

BODY SPECIFICATIONS

Arched maple top ■ Arched maple back with matching maple rims ■ Double Venetian cutaway offering access to complete playing register ■ Top and back bound with white body binding ■ Adjustable, tune-o-matic bridge ■ Black fingerrest ■ Two Gibson special design Humbucking pickups with volume and tone controls ■ 3-position toggle switch for pickup selection (individual or both pickups simultaneously) ■ Available in "Cherry Wine" or Walnut finish ■ Body size: Length 19", width 16", depth 1 3/4"

NECK SPECIFICATIONS

Solid maple construction ■ Width at fingerboard nut 1 9/16" ■ Rosewood fingerboard with dot inlays ■ Chrome plated, individual machine heads ■ Gibson truss rod with custom truss rod cover ■ 22 frets ■ 24 3/4" scale length

ES-325TDC Cherry Wine finish

ES-325TDW Walnut finish

519 Faultless plush lined case



ES-325TD

Gibson 

A Product of Norlin Music, Inc., 7373 North Cicero Avenue, Lincolnwood, Illinois 60646

To improve the design, quality and performance of our instruments and to make use of the best available materials at all times, we reserve the right to change specifications without notice.

838428